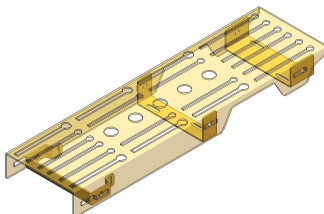




**FLOOR PLATE KIT 905-0124A**  
**FORD INTERCEPTOR SEDAN (TAURUS) 2013**  
**Installation Instructions**



**Parts List**

Part #	Description	Qty
805-0234A	FORD TAURUS INTERCEPTOR FLOOR PLATE	1
805-0235A	FRONT MOUNTING BRACKET	1
805-0236A	BACK MOUNTING BRACKET	1
805-0237A	REAR BRACE	1


**Hardware List**

Line #	Description	Qty
1	BOLT CARRIAGE 1/4-20 X 5/8"	4
2	WASHER 1/4"	6
3	NUT NYLOCK 1/4"	4
4	BOLT HEX M6 x 18mm	2
5	BOLT HEX 1/4-20 X 5/8"	2
6	LOCK WASHER 1/4"	2

**Installation Instructions**

**Step 1**

Remove the factory floor plate by loosening the 6 Bolts on floor plate.



NOTE: Do not reuse the 2 rear factory plate mounting bolts.



**Step 2**

Unclip wiring from floor plate, before removing plate from car.



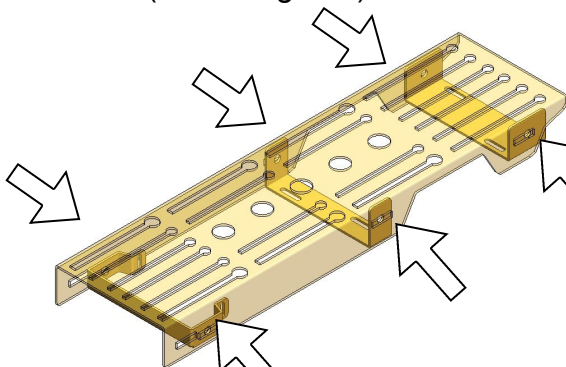
### Step 3

Place the Front and Rear mounting brackets provided. Using 4 screws obtained from step 1 fasten (do not tighten) the brackets to body of the car.



### Step 4

Attach rear brace mounting brackets provided. Using (x2) hardware line 2 & 4. (Do not tighten) the bracket to body of the car.



### Step 5

Place the Floor Plate over the brackets and secure using (4x) hardware line 1,2 & 3 and (2x) hardware line 2,5 & 6. Align the Floor Plate and tighten the bolts on the front and rear mounting brackets.

## WARRANTY

D & R Electronics warrants its new products to be free from defects in material and workmanship, under normal use and service, for a period of one year on parts replacement, and one year on labor.

This warranty applies only to original purchasers acquiring the product directly from D&R Electronics, or its authorized dealers. Warranty will not be recognized without proof of purchase or bill of sale. This warranty is not transferable.

The warranty begins on the date of delivery to the first user/purchaser. This warranty shall not apply to products which must be repaired due to normal wear and tear, negligence, improper installation, abuse, misuse, or which have been altered or modified at a facility other than D & R Electronics, or its authorized depot center. Units proved to be defective within the warranty period, based on an examination by D&R Electronics, will be replaced or repaired at D & R Electronics' option. This warranty does not cover travel expenses or labor charges for removal or installation. Lamps, flash tubes, batteries or other items considered consumables are not covered under warranty.

This warranty is in lieu of all other express warranties. D&R Electronics makes no other warranties, expressed or implied, than the express warranties contained herein.

## PRODUCT RETURN POLICY

In order to provide you with faster service, product returns for repair or replacement, must have a **Return Goods Authorization Number (RGA number)**. Please contact our company to obtain a RGA number before you return the product to D & R ELECTRONICS. Write the RGA number clearly on the package. Be sure you use sufficient packing materials to avoid damage to the product being returned while in transit.

D & R ELECTRONICS assumes no responsibility or liability for expenses incurred for the removal and/or the installation of products requiring service and/or repair. Repairing or replacing product is at the discretion of D & R ELECTRONICS.

### D&R ELECTRONICS Co. LTD.

#### CANADA

8820 George Bolton Pkwy.  
Bolton, Ontario L7E 2Y4

Tel.: (905)951-9997

Fax: (905)951-0019

#### USA

40 Sonwil Drive  
Cheektowaga, NY, 14225

Toll Free 1-800-538-7338

[www.dandrelectronics.com](http://www.dandrelectronics.com)