


DRL DEFEAT Ford UTILITY 2022 MODULE
Installation/Operations Manual

DRLDF-PIU



The DRLDF-PIU DRL defeat Module is a compact state of the art module designed to defeat the DRL and marker lights for Ford PIU 2022+ models.

The module is fitted with the same connectors as the OEM Head Lights which provides a simple plug and play installation. Once the ORANGE trigger wire is connected to the control switch, the DRL and markers will be defeated when we apply a +12V signal to it.


NOTE: *The Day Running Lights defeat works only when the OEM light switch is in OFF position.*

Mounting the DRLDF-PIU Module

The *DRLDF-PIU* may be mounted under the hood of the vehicle, or any convenient location that is determined by proper planning and installation techniques.


To mount the DRLDF-PIU module proceed as follows:

1. Remove the front bumper.
2. Remove the two Head Light units from the Driver and Passenger side.
3. Unplug the Head Light cable from the light unit.



4. Connect on both Driver and Passenger side the DRLDF-PIU module to the OEM Head Light cable connector and the Head Light unit itself as in shown in the pictures below.





5. Make a preliminary test by turning ON the DRL and markers and touch the ORANGE trigger wire to the +12V post of the battery. The DRL and markers should stay off as long as the ORANGE trigger wire is connected to +12V. *(Please note that the Day Running Lights defeat works only when the OEM light switch is in OFF position).*
6. Install back the Head Light units.
7. Install the DRLDF-PIU module in a safe area under the hood. Secure properly to the body.
8. Run the ORANGE trigger wire to the control switch for DRL defeat. Make another test.
9. Install the front bumper and test finally the functionality of the new module.

WARRANTY

D&R Electronics warrants its new products to be free from defects in material and workmanship, under normal use and service, for a period of one year on parts replacement, and one year on labour. This warranty applies only to original purchasers acquiring the product directly from D&R Electronics, or its authorized dealers. Warranty will not be recognized without proof of purchase or bill of sale. This warranty is not transferable. The warranty begins on the date of delivery to the first user/purchaser. This warranty shall not apply to products which must be repaired due to normal wear and tear, negligence, improper installation, abuse, misuse, or which have been altered or modified at a facility other than D&R Electronics, or its authorized depot center. Units proved to be defective within the warranty period, based on an examination by D&R Electronics, will be replaced or repaired at D&R Electronics' option. This warranty does not cover travel expenses or labour charges for removal or installation. Lamps, flash tubes, batteries or other items considered consumables are not covered under warranty. This warranty is in lieu of all other express warranties. D&R Electronics makes no other warranties, expressed or implied, than the express warranties contained herein.

PRODUCT RETURN POLICY

In order to provide you with faster service, product returns for repair or replacement, must have a **Return Goods Authorization Number (RGA number)**. Please contact our company to obtain a RGA number before you return the product to D & R ELECTRONICS. Write the RGA number clearly on the package. Be sure you use sufficient packing materials to avoid damage to the product being returned while in transit. D & R ELECTRONICS assumes no responsibility or liability for expenses incurred for the removal and/or the installation of products requiring service and/or repair. Repairing or replacing product is at the discretion of D & R ELECTRONICS.

D&R ELECTRONICS Co. LTD.

CANADA
8820 George Bolton Pkwy.
Bolton, Ontario L7E 2Y4
Tel: (905) 951-9997
Fax: (905) 951-0019

USA
2299 Kenmore Avenue
Building 3, Doors 11-14
Buffalo, New York 14207
Toll Free: 1-800-538-7338

www.dandrelectronics.com