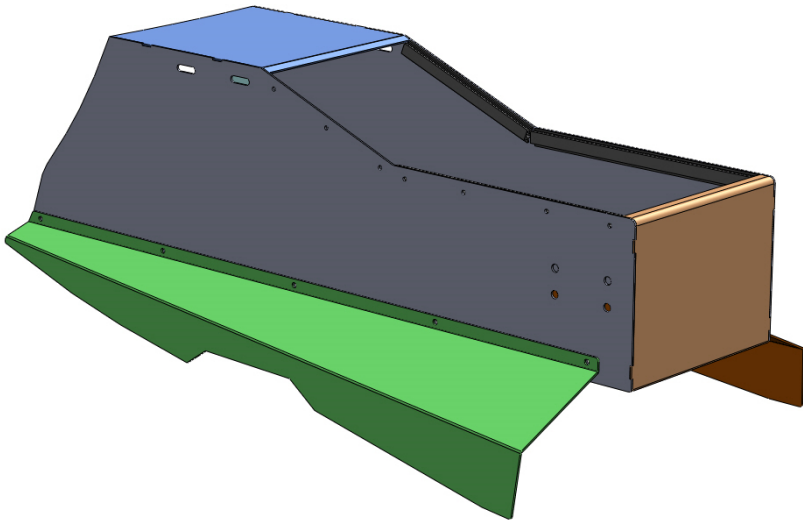


ELECTRONICS CO. LTD.
EMERGENCY VEHICLE SOUND, LIGHTING & EQUIPMENT

**901-0124A CONTOURED CONSOLE
DODGE RAM 1500 2014
901-0124A
Installation Instructions**



Parts List

Part #	Description	Qty
801-0583A	2014 DODGE RAM 1500 MAIN CONSOLE	1
801-0584A	DS CONSOLE SIDE COVER	1
801-0585A	PS CONSOLE SIDE COVER	1
905-0116A	DODGE RAM Floor PLATE LEG KIT (REQUIRED IF NOT ALREADY INSTALLED)	1

Hardware List

Line #	Description	Qty
1	1/4-20 CARRIAGE BOLT 5/8" LONG	6
2	1/4 FLAT WASHER	6
3	NUT NYLOCK 1/4"	6
4	10-32 PANHEAD Screw 1/2 LONG ZIC	10
5	#10 FLAT WASHER	10
6	#10 LOCK WASHER	10
7	#10 NYLOCK NUT	10
8	# 6 TAP SCREW BLACK FOR FACEPLATES	10

Installation Instructions

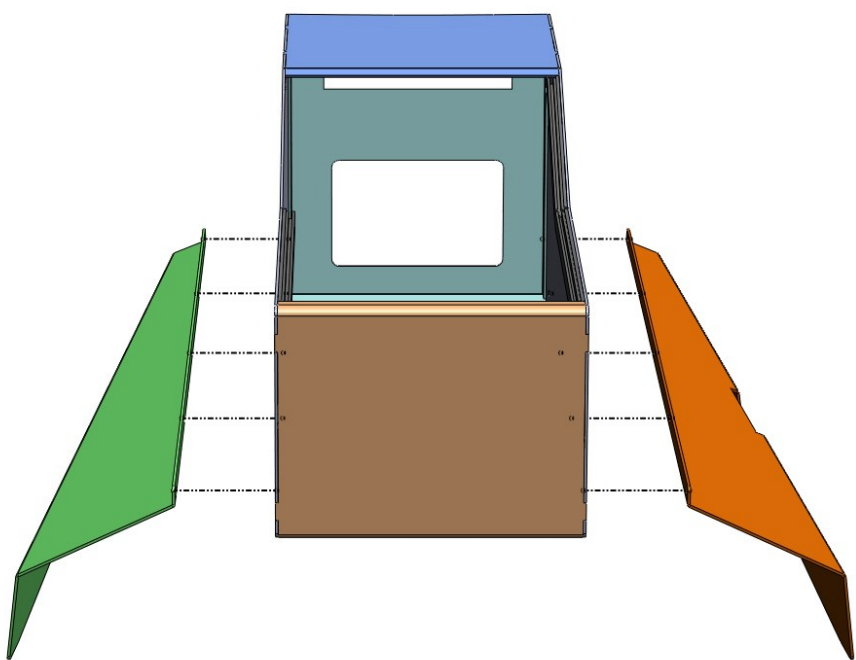
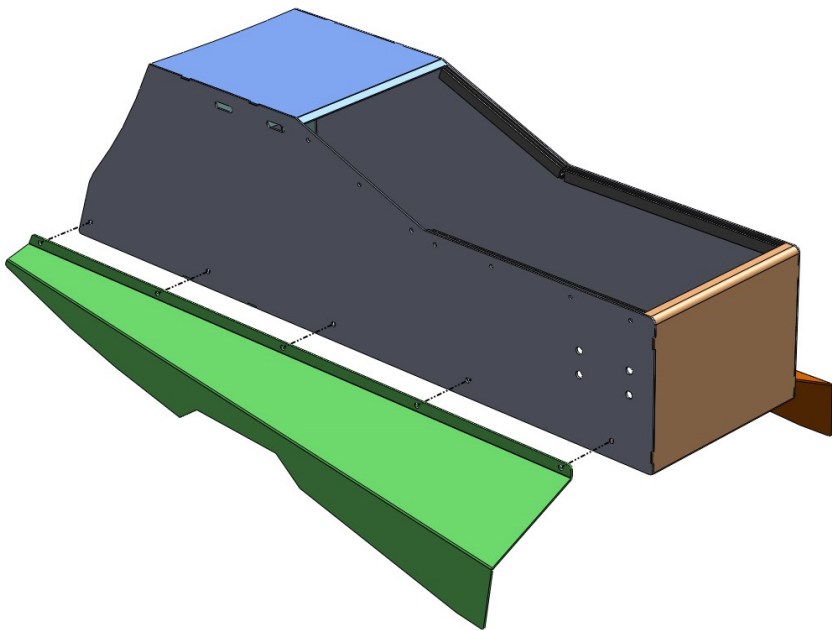
Step 1
Install Floor plate leg kit Dodge RAM and floor plate. Refer to installation manual 905-0116A



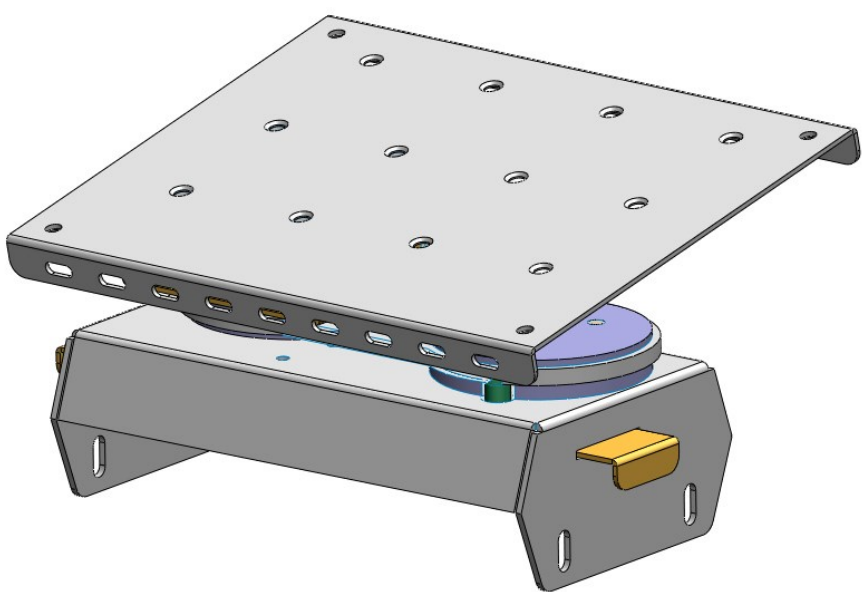

Step 2
Place Console on floor plate centering it to the dash. Attach to floor plate using 6pc 1/4-20 Carriage bolts/ Flat Washers and Nylock Nuts. There are 4 in the front and 2 in the rear, see images below.



Step 3
Attach side panels As shown below, using 5 sets per side (10-32 x 1/2 Long screws, # 10 Flat washer, Nyloc Nut) see images below. Tighten all hardware. If you have ordered LT75



Step 5 OPTIONAL LT7600
Place the console over the top slots of console and attach using supplied 4 sets 1/4-20 Carriage bolts with Flat washers and Nylock Nuts.



Step 6
Align console with dash and tighten all hardware



WARRANTY

D & R Electronics warrants its new products to be free from defects in material and workmanship, under normal use and service, for a period of one year on parts replacement, and one year on labor.

This warranty applies only to original purchasers acquiring the product directly from D&R Electronics, or its authorized dealers. Warranty will not be recognized without proof of purchase or bill of sale. This warranty is not transferable.

The warranty begins on the date of delivery to the first user/purchaser. This warranty shall not apply to products which must be repaired due to normal wear and tear, negligence, improper installation, abuse, misuse, or which have been altered or modified at a facility other than D & R Electronics, or its authorized depot center. Units proved to be defective within the warranty period, based on an examination by D&R Electronics, will be replaced or repaired at D & R Electronics' option. This warranty does not cover travel expenses or labor charges for removal or installation.

Lamps, flash tubes, batteries or other items considered consumables are not covered under warranty.

This warranty is in lieu of all other express warranties. D&R Electronics makes no other warranties, expressed or implied, than the express warranties contained herein.

PRODUCT RETURN POLICY

In order to provide you with faster service, product returns for repair or replacement, must have a **Return Goods Authorization Number (RGA number)**. Please contact our company to obtain a RGA number before you return the product to D & R ELECTRONICS. Write the RGA number clearly on the package. Be sure you use sufficient packing materials to avoid damage to the product being returned while in transit.

D & R ELECTRONICS assumes no responsibility or liability for expenses incurred for the removal and/or the installation of products requiring service and/or repair. Repairing or replacing product is at the discretion of D & R ELECTRONICS.

D&R ELECTRONICS Co. LTD.

CANADA
8820 George Bolton Pkwy.
Bolton, Ontario L7E 2Y4

USA
2299 Kenmore Ave.
Building#3, Doors 11-14
Buffalo, NY 14207

Tel.: (905)951-9997 Fax: (905)951-0019
Toll Free 1-800-538-7338
www.DandRElectronics.com